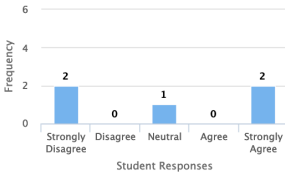
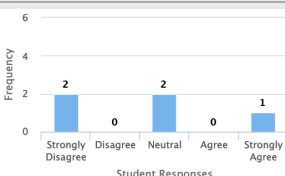
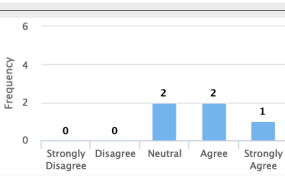
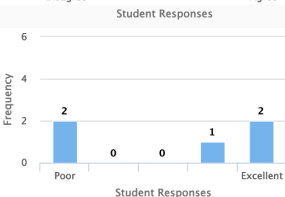
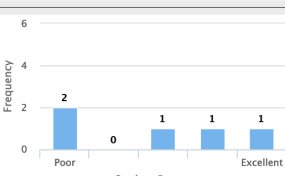


Rutgers University Student Instructional Rating
Standard SIRS (Sakai Survey)

Borie-Holtz D Fall 2017 34:833:635:01 — "Survey Research" (Index #19762) Enrollment= 14, Responses= 5 Hide Graphs Part A: University-wide Questions:	Student Responses	No response	Weighted Means			
			Section	Course	Level	Dept
1. The instructor was prepared for class and presented the material in an organized manner	<p>Frequency</p> <p>Student Responses</p>	0	3	3	4.2	4.5
2. The instructor responded effectively to student comments and questions	<p>Frequency</p> <p>Student Responses</p>	0	3.4	3.4	4.3	4.6
3. The instructor generated interest in the course material	<p>Frequency</p> <p>Student Responses</p>	0	3.2	3.2	4.1	4.4
4. The instructor had a positive attitude toward assisting all students in understanding course material	<p>Frequency</p> <p>Student Responses</p>	0	3.8	3.8	4.4	4.6
5. The instructor assigned grades fairly	<p>Frequency</p> <p>Student Responses</p>	1	3.8	3.8	4.5	4.4

6. The instructional methods encouraged student learning	 <p>Frequency</p> <p>Student Responses</p>	0 3 3 4.1 4.4
7. I learned a great deal in this course	 <p>Frequency</p> <p>Student Responses</p>	0 2.6 2.6 4 4.4
8. I had a strong prior interest in the subject matter and wanted to take this course	 <p>Frequency</p> <p>Student Responses</p>	0 3.8 3.8 4 4.3
9. I rate the teaching effectiveness of the instructor as	 <p>Frequency</p> <p>Student Responses</p>	0 3.2 3.2 4.1 4.5
10. I rate the overall quality of the course as	 <p>Frequency</p> <p>Student Responses</p>	0 2.8 2.8 4.1 4.4